

PORTFOLIO



Danielle Goergen

FINAL MAJOR PROJECT
2023
MA ILLUSTRATION



ARTS & CRAFT

THROUGHOUT HISTORY, ARTS & CRAFT HAVE OFTEN BEEN SEEN AS TWO SEPARATE THINGS. IN WESTERN CULTURE, CRAFT WAS VALUED LESS WHICH WASN'T THE CASE IN THE EAST. CRAFT THERE, IS EQUAL TO ART AND CRAFTSMEN ARE APPRECIATED.

"I AM A MAKER"
 I ENJOY MAKING
 I MAKE TO THINK
 I MAKE TO LEARN NEW SKILLS
 I MAKE TO DISCOVER"



"WE VALUE THE ABILITY TO CONSUME
 MORE THAN WE VALUE THE ABILITY TO CREATE"

NOEL VERNELLE
 2015

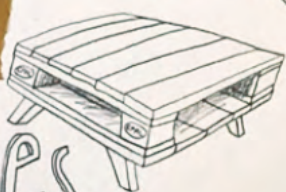


FANCY
 BOTTLE RACK

OR SEAT /
 BENCH



TURN
 REGULAR WOOD PALETTES
 INTO PRETTY MUCH ANYTHING



Wood Palettes



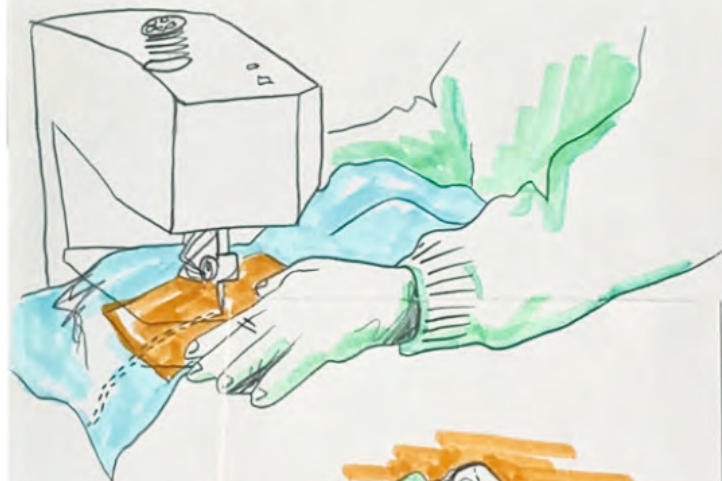
MOVED TO RIGHT
 WHILST I WAS DRAWING






importance of craft IN TODAY'S SOCIETY

WE CREATE COMMUNITIES AROUND CRAFTSMANSHIP AS PEOPLE WHO CREATE, SHAPE OR MAKE ALWAYS FIND EACH OTHER. WE LEARN AND SHARE SKILLS. WE BECOME MORE SELF-SUFFICIENT, SUSTAINABLE AND AWARE. WE ARE SURPRISED AND PROUD OF WHAT WE MAKE!



the creation of an idea

AS TOLD BY AN OBJECT



a Creative Space

TO CLEAR YOUR MIND AND FIND COMFORT IN

WORKSHOPS AND STUDIOS ARE USUALLY CALM ALLOWING US TO ESCAPE FOR A WHILE AND MAKE, SHAPE, CREATE WITH A CALM AND CLEAR MIND. LETTING IDEAS FLOW!

a KOLLEKTIV



[DKollage](#)
[Actions](#)
[Communauté](#)
[DKollektiv](#)
[Inscription](#)
[Contact](#)

CHANTIERS PARTICIPATIFS

21.01 / 25.02 /
 25.03 / 22.04
 9:30 – 17:00

Venez découvrir un nouvel espace urbain !

Le site de l'ancienne usine sidérurgique de Dudelange redevient un lieu de vie.

Les membres du DKollektiv aimeraient réunir tous les habitants à imaginer et créer l'avenir du bâtiment des vestiaires et du hall wagonnage (VEWA), qui sera durablement intégré au futur quartier d'habitation « Neischmelz ».

DKollektiv

A collective of artists, architects, environmentalists, retired manual workers, students and people with careers in education.

From 2020 to 2022, they renovated the “Vestiaire-Wagonnage” in Dudelange with the help of locals and volunteers during the participatory Saturdays they hosted once a month.


Photos: DKollektiv



Workshops at VEWA

Volunteers were taught a variety of skills during the renovation phase of VEWA. DKollektiv offered wood-, metal- and tiling workshops where visitors could try a hand at welding, building and using different tools and machines.

Photos: DKollektiv



"WAT EPPES ..."

"SIEF FROU... MIR DIERFE
SCHAFFEN!"
-JANG

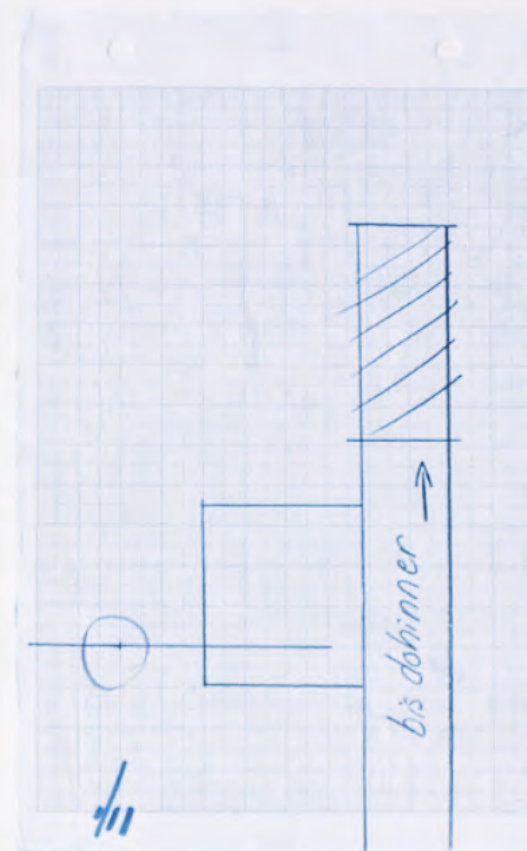



FOTO LAB
REGAL
15-03-23





FLÉCKARBEIT
IM PIZZAOVEN
25.03.23







JAM SESSION
05.04.2023



CERABATI tiles

CERABATI tiles are iconic. They were produced in Wasserbillig, Luxembourg until 1990 and could be found all over the country. They were also used in the ARBED factory buildings. During the renovations, DKollektiv recuperated many of those tiles and used them to restore VEWA. On the back of each tile, the CERABATI logo can still be found. I made frottage images of one.





Cyanotype illustrations

Experimental cyanotype drawings that reference the old architectural plans of the ARBED factory buildings that DKollektive saved and kept at VEWA.





Documentary drawings

On-site illustrations done during my visits at VEWA and photographed in that characteristic setting.



Visiting “Diddelenger Schmelz”

On the 21. April, I was able to take part in a visit of the industrial site in Dudelange. The visit was organised by DKollektiv as a last opportunity to see and take photographs of the old laminoire hall before it will be torn down. The hall is 600 meters long.

I photographed and documented the beautiful decay of the site in a separate sketchbook whilst walking over the site.





— VISITE —
NEISCHMELZ





FLYER
+ WORKSHOP


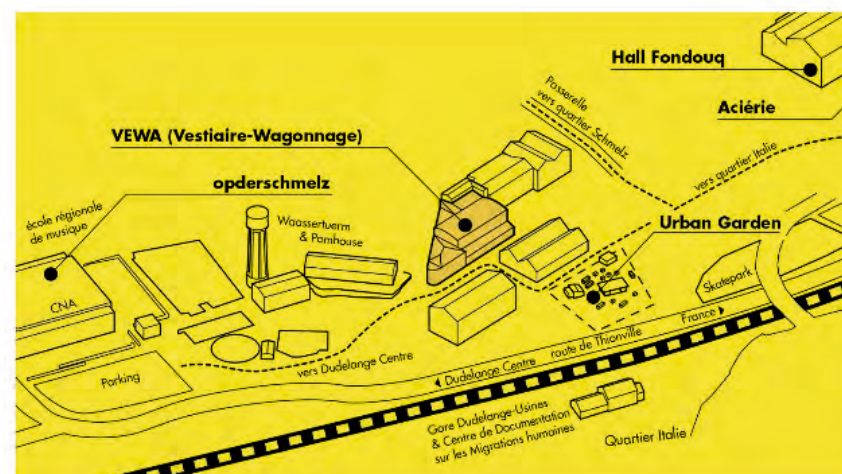
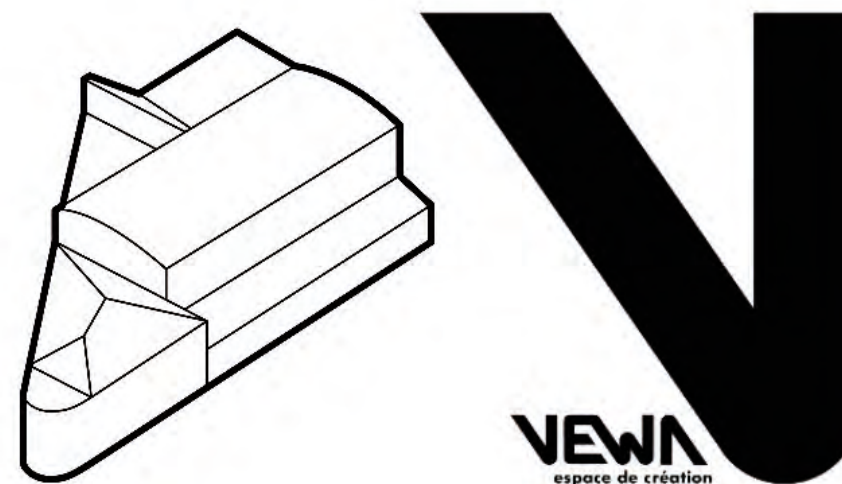
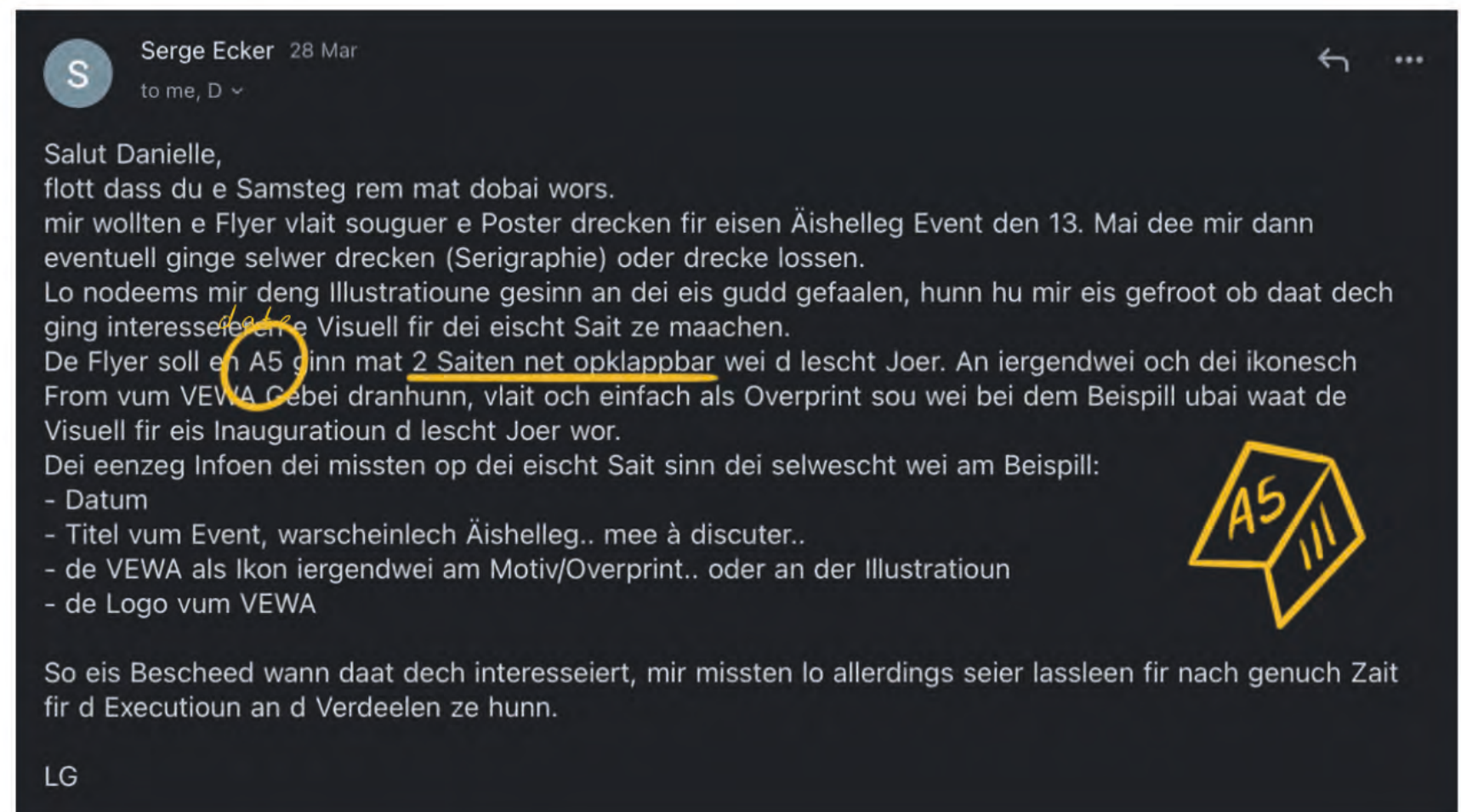
Flyer design




Email from Serge Ecker asking if I would be interested in doing the illustrations for the flyers for the upcoming event at VEWA: "Äishellëg"


Brief: It should include VEWA (overprint possible), the VEWA logo, title, and date.

Format: A5 - front page and text on the back
(Bottom right) Example of last year's flyer for the inauguration of the site.

Examples: DKollektiv




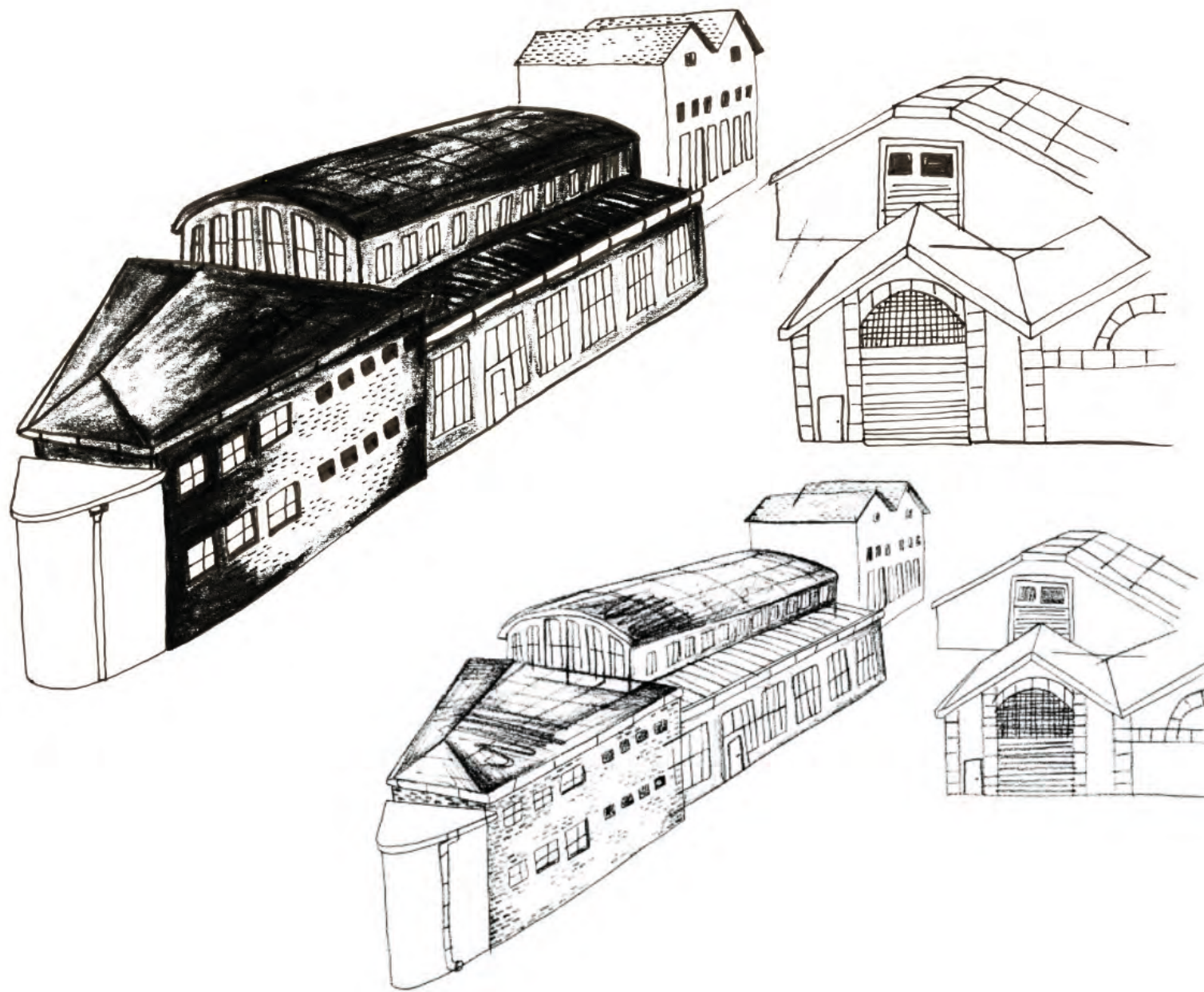






Digital collage

First proposition made to Serge Ecker to determine a direction for the flyer illustration.



VEWA colours

Second proposition made to Serge Ecker to determine a direction for the flyer illustration. Drawing of VEWA and court yard using DKollektiv's colours yellow and blue.

The concept was promising but needed a more textured background.



Meaning of Äishellög

“Äishellög” loosely translates to “Ice-Saints”. The Saints of Ice are an old farmer’s rule and are said to pass between the 11. and 15. May. The rule is, that one should not plant before then, as frosty mornings might damage the seedlings.

For DKollektiv and VEWA, the 13. May symbolises the opening of the summer season and program. As VEWA also has a both a community garden and raised beds, this old farmer’s rule was chosen as a name for the opening event.







Textured background

Brick layout references the building walls and texture of the site. The planting hands are a reference to the "Äishelleg".

Both were made from charcoal or pencil marks that were scanned in and later coloured-in digitally. They give the illustration a lot more depth and character.





13\05

äishelleg



VEWA
espace de création

äishelleg



VEWA
espace de création

Invitation à venir vivre la journée des Quartiers d'Ensemble de VEWa le 13.05.2023

C'est étonnamment facile, rapide et amusant de venir à la rencontre de la communauté qui fait vivre ce lieu emblématique de Dudelange. Toute la journée sera organisée pour différentes activités auxquelles vous êtes invités à participer. Venez avec votre famille et vos amis pour une journée placée sous le signe de la convivialité et de la découverte !

N'oubliez pas de passer avant 12h00 à la bourse aux plantes organisée par nos amis du jardin communautaire «Urban Garden Néi Schmelz».

au programme :

de 10h00 à 14h00
- Bourse aux plantes

à partir de 14h00
- Présentation charte du vivre ensemble
- Présentation d'œuvres artistiques
- Actions et animations pour enfants et adultes


à partir de 17h00
- Frites faites maison
- Jam Session

- Et bien plus encore...

En collaboration avec :

Service égalité des chances, Service Ensemble Quartiers Dudelange, Ville de Dudelange, CCRD opderschmelz, CEPA, Taba CNDS, Vélo Diddeleng, Fotoclub Diddeleng, Urban Garden Néi Schmelz, Fondation Thierry Van Werveke, Croix - Rouge, ...

VEWA
espace de création





DKollektiv

19 April · 🌐



SAT, 13 MAY

Äishelleg - St. Glace

4, place Thierry Van Werveke

40 people interested



10



Like



Comment



Share



VEWA

5 h · 🌐



Viens fêter avec nous la journée des Saintes Glaces au VEWA le 13.05.2023.

Cet événement festif, familial et convivial est l'occasion de venir à la rencontre de la communauté qui fait vivre ce lieu emblématique de Dudelange. Toute la journée sera rythmée par différentes activités auxquelles vous êtes invités à participer.

Venez avec votre famille et vos amis pour une journée placée sous le signe de la convivialité et de la découverte !

See Translation



Äishelleg - St. Glace

13 May 14:00 · 4, place Thierry Van Werveke

☆ Interested



2




Like



Comment



Share



“Äishelläg” bookbinding workshop

After having designed the flyer, I was lucky to be asked to organise a creative workshop for the visitors.



ÄISHELLËG WORKSHOP IDEAS

BRIEF / PLAN

ERIC (DKOLLEKTIV) IS ORGANIZING A SCREENPRINTING WORKSHOP AND PROPOSED TO WORK TOGETHER

- * HELP PREPARE SCREENS
- * COME UP WITH DESIGNS
- * HELP WITH ERIC'S WORKSHOP / HOST OWN

SCREENPRINT DESIGNS



⇒ ERIC PLANS TO USE "V" - LOGO FOR DESIGNS + MAKE DIFFERENT VERSIONS OF IT / LET HELPERS DESIGN SOME

⇒ ERIC PROVIDED EXAMPLE: "V" LOGO THAT REFERENCE VEWA ARCHITECTURAL PLANS

- * FILL WITH TEXTURES FROM VEWA BUILDING (METAL / BRICKS / STEEL STRUCTURES OF ROOF + INDUSTRIAL TIMES)
- * SHOW COMMUNITY / PEOPLE THAT MAKE VEWA A COMMUNITY SPACE (⇒ USE FORMER SKETCHES / LIFE DRAWINGS)
- * IDEA "ÄISHELLËG" ⇒ "SAINTS OF ICE" / "FROSTY SAINTS"
 - ↳ EVENT WILL ALSO INCLUDE A PLANT - TRADE AND IS ALL ABOUT GARDENING.
 - ⇒ ILLUSTRATIONS OF GARDENING / PLANTING

Notes: workshop ideas

Brief: Either help Eric Marx with the screenprinting workshop or organise a separate one.

Conclusion: Organise a separate workshop that connects to the screenprinting workshop so I can help and organise - Bookbinding with screenprints.

ADDITIONAL WORKSHOP

⇒ WORKSHOP THAT GOES HAND-IN-HAND WITH SCREENPRINTING

- * COLLAGES MADE WITH PRINTS
- * "COLOUR ME IN" PRINTS → DRAW WITH KIDS
- * ZINE WORKSHOP → TEACH FOLDING TECHNIQUES
- * BOOKBINDING

MATERIAL THAT COULD BE USED

- * LEFT-OVER FLYERS CAN NEVER BE USED AGAIN
- * WOULD MAKE COOL BOOKCOVERS
- * NICE SOUVENIR OF THE EVENT
- * SUSTAINABLE → USE FLYERS INSTEAD OF THROWING AWAY

THINGS TO KEEP IN MIND

- * WORKSHOP SHOULD BE AS SUSTAINABLE AS POSSIBLE
↳ USE SCRAPS / RECYCLE MATERIAL
- * FUN / ENGAGING / SOMETHING TO TAKE HOME
- * LOW MATERIAL COSTS
- * CONNECT TO SCREENPRINTING WORKSHOP
- * FOR ADULTS + KIDS


BOOKBINDING WORKSHOP


⇒ BOOKBINDING WITH SCREENPRINTED IMAGES - CONNECTION


⇒ USE SCRAP PAPER (I WILL PROVIDE NEEDLES / STRING / ...)


⇒ PROPOSE DIFFERENT DIFFICULTIES :

- * ZINE (A4 FOLDED DOWN) FOR KIDS
↳ SCREENPRINT DESIGN NEEDS TO WORK BOTH AS POSTER + AS ZINE


- * SIMPLE BOOKLET WITH SPINE STITCH → 

- * JAPANESE BINDING → 

- * FLIPBOOK MADE WITH RUBBER BAND
KIDS CAN DRILL HOLES → 

- * TWIST BOOKLET WITH "PIN" → 

- * ZINE FROM A4 PAGE → 


- * ZINE FOLDED FROM 1/2 A4 → 


TIMING / JOINING IN

STAMPING WORKSHOP DOESN'T NEED FIXED TIMEPLAN OR MUCH INFO → JOIN IN AND HAVE FUN

⇒ NOT MUCH EXPLANATION : PEOPLE CAN COME + GO AS THEY LIKE







WORKSHOP PLAN

PRINTING / BOOKBINDING

- * SCREENPRINT DESIGN : 2 MAIN DESIGNS
 - ⇒ 1x INDUSTRIAL (ERIC)
 - ⇒ 1x PLANTS (ME)
 - ↳ NEEDS TO WORK AS POSTER + ZINE ⚠
- * BOOKBINDING WITH SCREENPRINTS + SCRAP PAPER + FLYERS

BOOKS / ZINES

* 3 BOOKBINDING DIFFICULTIES

- | | |
|---------------------|--|
| ⇒ ZINE MADE FROM A4 | PEOPLE WILL BE ABLE TO
CHOOSE DIFFICULTY + TAKE
⇒ BOOK HOME : SKILL SHARING /
FUN / ENGAGING / FINAL RESULT |
| ⇒ SIMPLE BOOKLET | |
| ⇒ JAPANESE BINDING | |

VALUES AND RESULTS

- * WORKSHOPS ARE MOST FUN / ENGAGING / DIRECT WAY TO SHARE SKILLS AND INTEREST PEOPLE IN CRAFT
- * PAPER CRAFTS ARE SAFE + EASY WAY TO GET STARTED + CAN BE DONE AT HOME

Notes: Final workshop preparation plan

Plan detailing how the workshop will run, learning outcomes and what materials I must gather.

LEARNING OUTCOME FOR ME

- * WORKSHOPS ARE MOST EFFECTIVE WAY TO SHARE SKILLS + ENGAGE WITH AUDIENCE
- * SOCIAL SKILLS → BUILD CONFIDENCE IN SPEAKING TO PEOPLE + APPROACHING THEM / TEACHING
- * ORGANIZATION SKILLS - PREPARATION / SET-UP / IDEA GENERATION / MATERIAL + COSTS / PLAN TIME-TABLE
- * LEARN FROM OTHERS
- * GROW COMMUNITY / SOCIAL WORK
- * SPEAKING SKILLS - EXPLAIN FOR ADULTS VS. FOR KIDS
- * EXPERIENCE !

MATERIAL / PREPARATION

VEWA MATERIAL

- * PAPER + OLD FLYERS
- * SCREENS + INKS
- * TABLES + SPACE
- * PLAN SCREENPRINTING (ERIC)

MY MATERIAL

- * PREPARE SCREENPRINT DESIGN
- * NEEDLES / STRING (BOOKBINDING)
- * SCISSORS / PENCILS / RULERS
- * PLAN BOOKBINDING



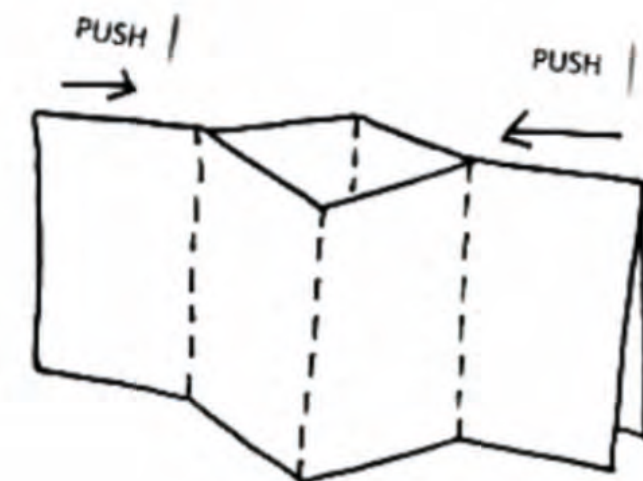
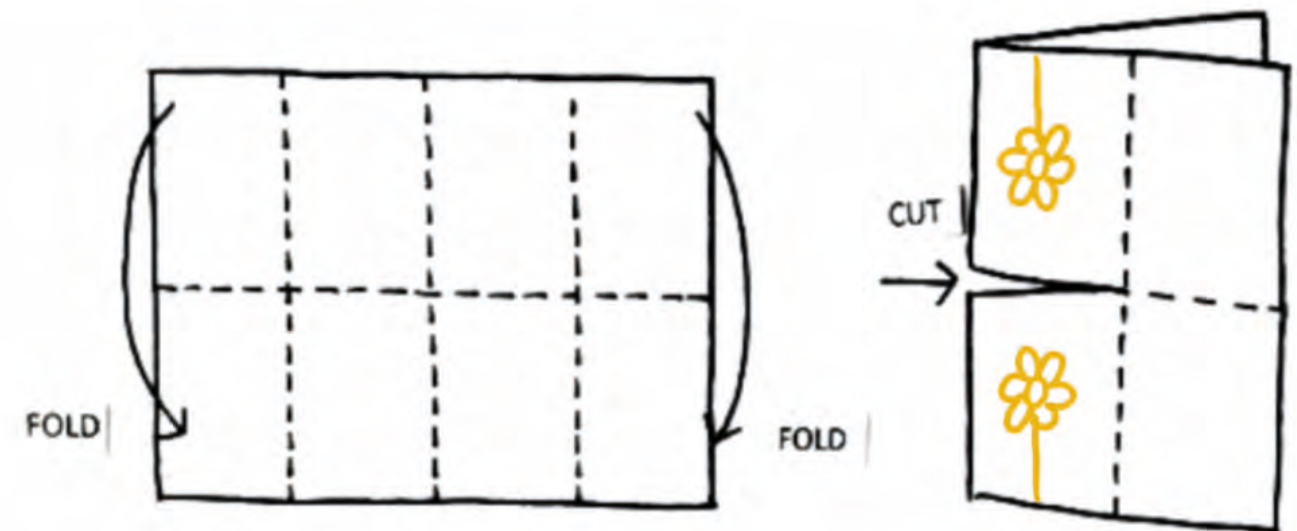
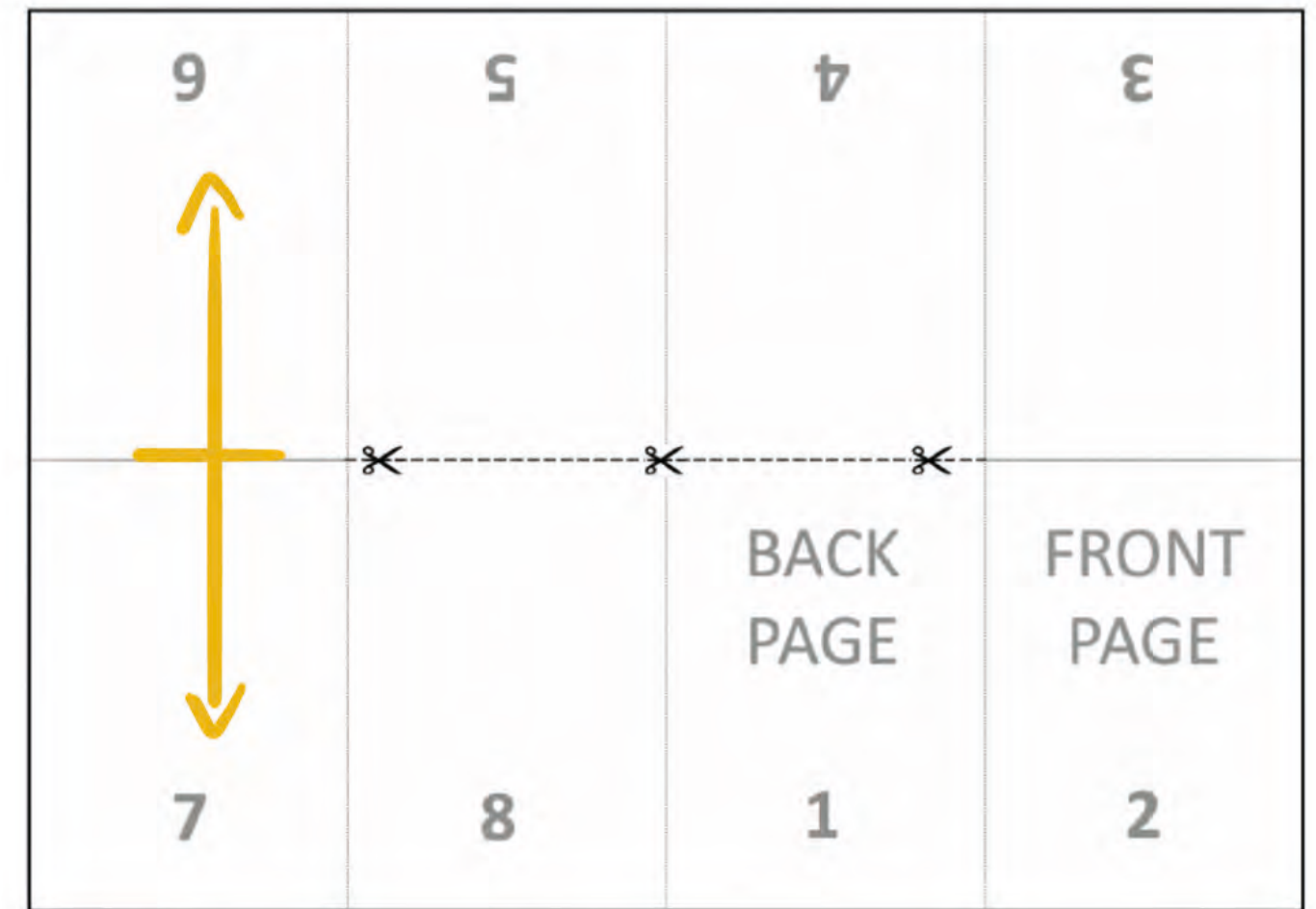


Screenprinting workshop: Print design

Eric Marx proposed that we design several VEWA logo “V”s reflecting the different themes and values of the organisation. Eric prepared an example (top left) referencing the building’s industrial history.

I offered to create a design around gardening and planting specifically for the “Äishellög” event.

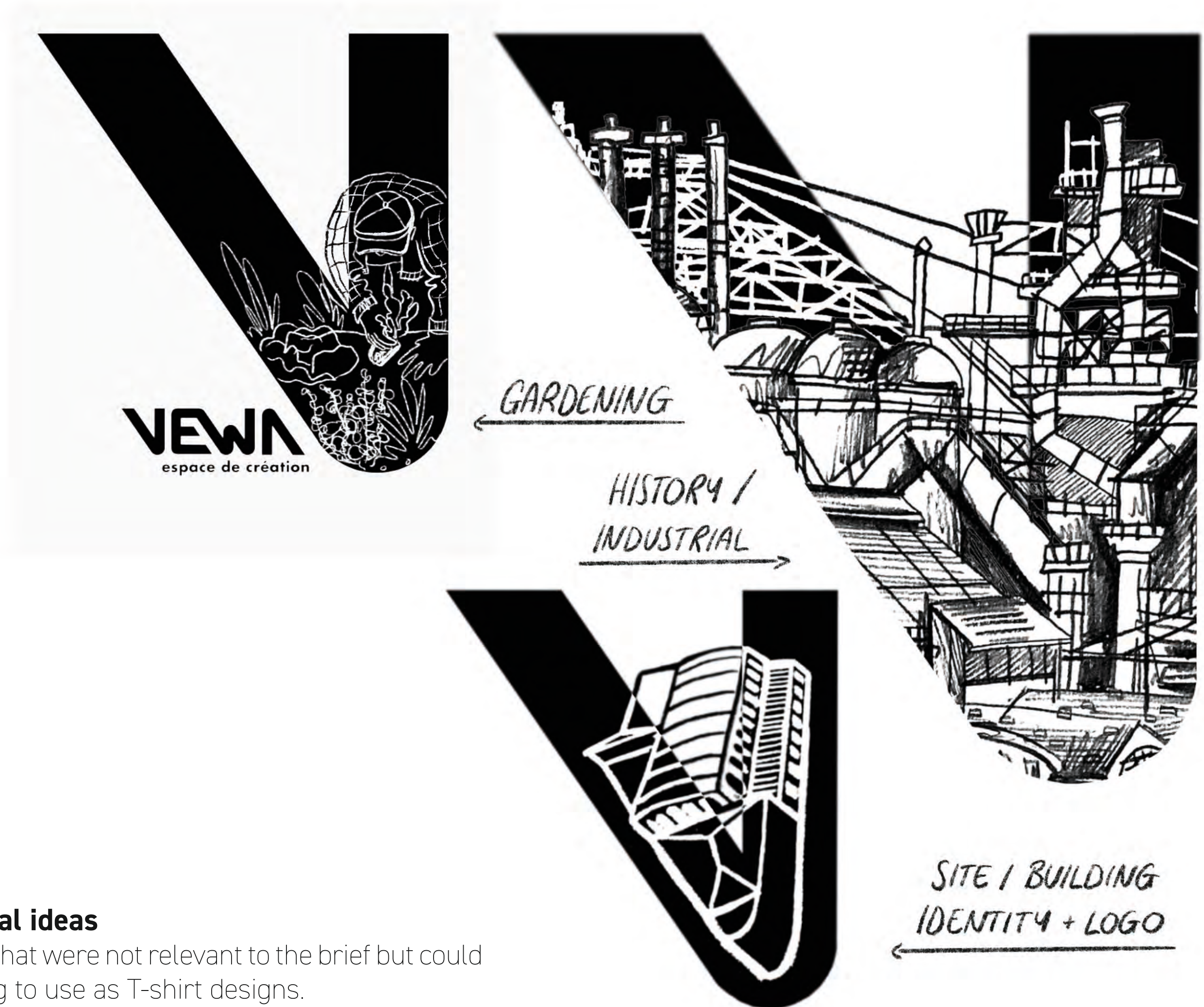




“V” logo design: multiple uses

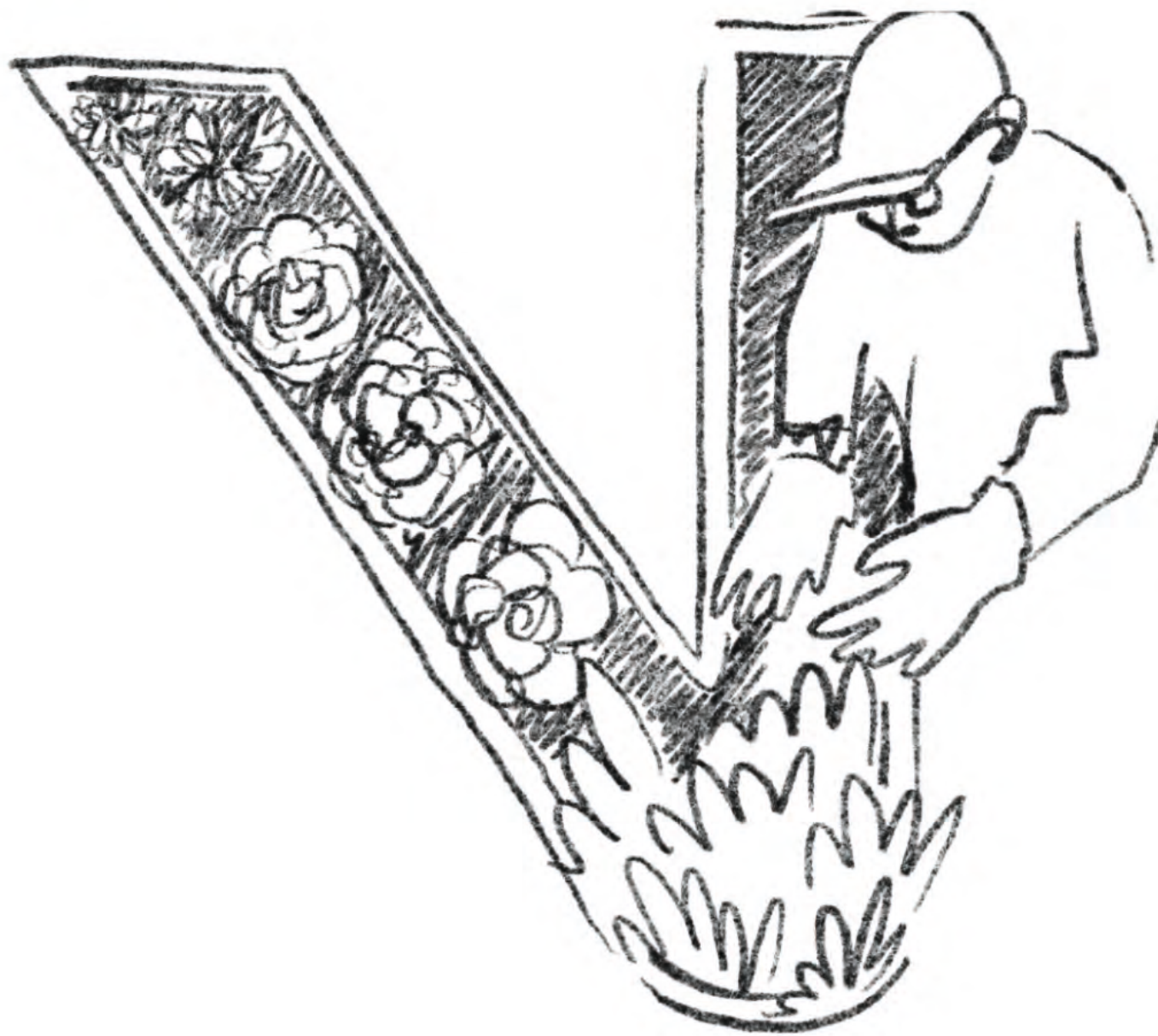
The illustrated “V” should work both as a poster design and as a simple zine publication, that way it would be relevant to both the screenprinting- and bookbinding workshop. For this to be possible, I needed to create a layout that could still be understood once folded down.

As seen on the right, I also needed to consider that some elements would be shown upsidetdown once the sheet of paper was folded.



Experimental ideas

Illustrations that were not relevant to the brief but could be interesting to use as T-shirt designs.



BIRD VIEW OF HIGH-BED GARDEN

CAN'T WORK DUE TO ORIENTATION
OF THE FIGURE (AS ZINE)

⇒ ALTERNATIVE COULD WORK

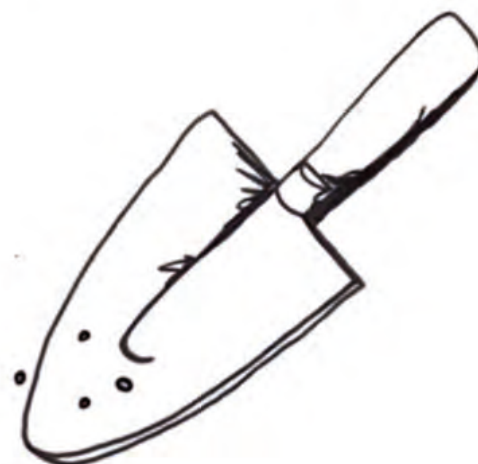

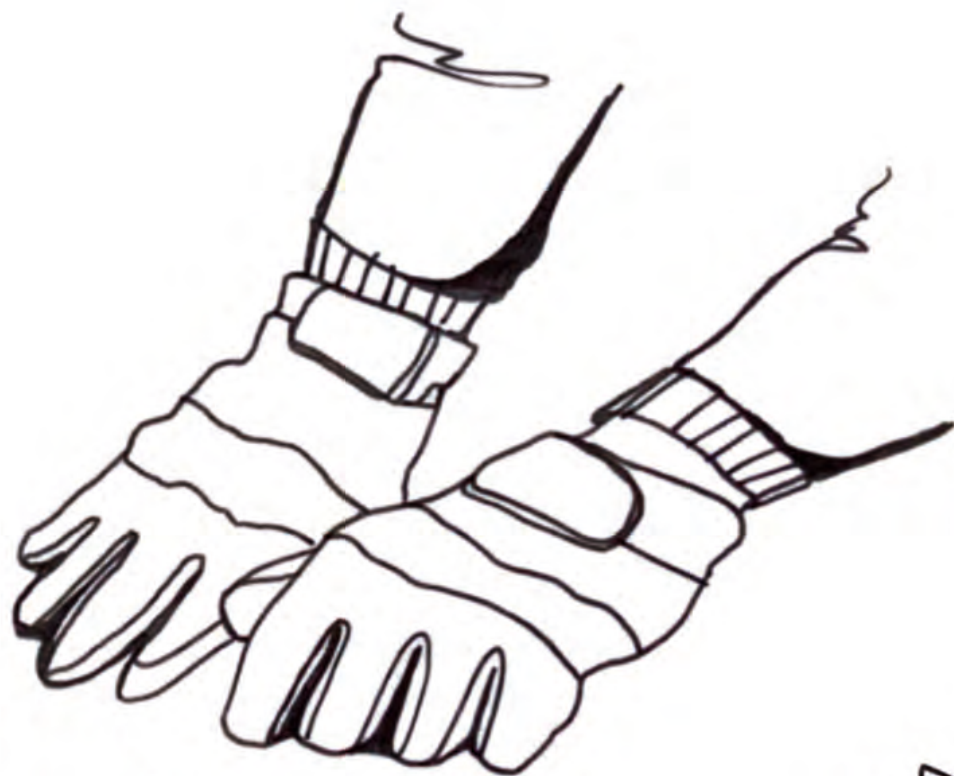
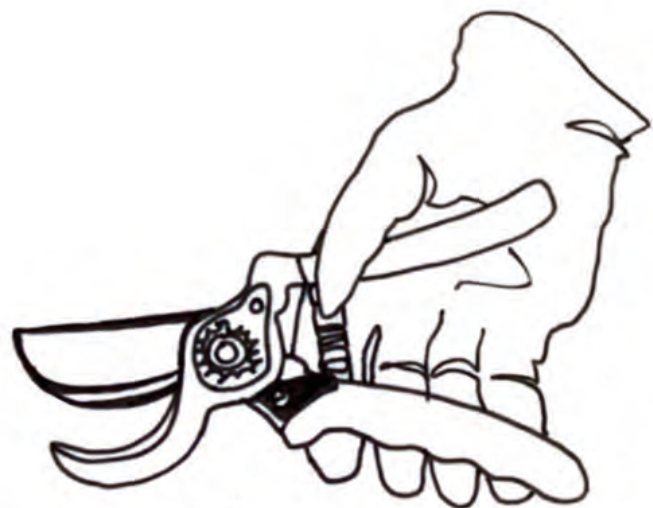


Testing layouts

...and views. How can elements be placed so that they also work when folded upsidedown?



VEWA
espace de création



Final print design

A layout that works for posters and zines. We prepared the screens a couple of days before the event.



VEWA
espace de création

“Äishelläg” bookbinding workshop
13. May 2023





Workshop space

Connie and Yan (top) helping me prepare the paper and arrange workshop space.





Screenprinting workshop

Eric and I printed the design onto recuperated paper and old technical plans. These were some of the results that were later used to make zines or bind books. Visitors could also take them home as posters.





PARTICIPE À LA CRÉATION
D'UN ESPACE
COLLECTIF
CONVINCIAL
LE QUARTIER
RENOVATION
DU BÂTIMENT
DES VESTIAIRES
ET DU HALL
WAGONNAGE!



Un (futur) espace
d'utopie(s) possible(s)
Commencons aujourd'hui à
stimuler l'expérimentation
pour établir un espace
et de création collective
du site
des espaces
disponibles aux
acteurs (écologiques,
sociaux, créatifs)







FESTIVAL
WORKSHOP

WORKSHOP IDEAS

LINO CUTTING

- ⊕ SKILL SHARING / HISTORIC CRAFT
- ⊕ PEOPLE MAKE OWN DESIGN
- ⊕ ENGAGING
- ⊖ TOO COMPLICATED ?
- ⊖ DANGEROUS FOR KIDS
- ⊖ TIME CONSUMING
- ⊖ MATERIAL COSTS

BOOKBINDING

- ⊕ WORKED WELL 1ST TIME
- ⊕ SKILL SHARING
- ⊕ INTEREST IN PAPER CRAFT
- ⊕ CAN BE DONE AT HOME
- ⊖ NOT ENOUGH HELPERS FOR SCREENPRINTING
- ⊖ NEED TO MAKE NEW DESIGN
- ⊖ PEOPLE CARRY BOOK AROUND ?
- ⊖ MATERIAL COSTS

ZINE

- ⊕ SMALL / HANDY
- ⊕ FOLD + DESIGN
- ⊕ TEACH HOW TO FOLD LITTLE NOTEBOOKS
- ⊖ ADULTS OFTEN "SCARED TO DRAW" / DON'T KNOW WHAT TO DRAW
- ⊖ NEED TO CHECK IF HAVE A4 PAPER
- ⊖ FIND PENS / SCISSORS / COLOURS

Notes: USINA Festival workshop

USINA is a music festival that takes place on the industrial site where VEWA is situated. The various organisations and collectives at VEWA each host a variety of activities. As the "Äishellög" workshop was a success, I was asked to also organise this workshop.

These notes reflect my thought process.

EARLY AFTERNOON:
MAYBE COUPLES WITH
KIDS / OLDER PEOPLE

MAINLY 20 OR
30 YEAR OLDS

LOOKING FOR GOOD TIME

EXCITED / HYPED

NOT WILLING
TO CARRY FINAL
RESULT AROUND
THE FESTIVAL
GROUNDS

NOT WILLING
TO SPEND MUCH
TIME DOING A
WORKSHOP
⇒ OPEN TO COME + GO
AS THEY LIKE

EVENING:
YOUNG AUDIENCE
CONCERT VISITORS

AUDIENCE
"USINA FESTIVAL"

PEOPLE EXPECTING A SIMPLE /
FUN / EASY GOING "TIME
FILLER" IN BETWEEN
CONCERTS + A BREAK
FROM MUSIC ⇒ QUIET /
RELAXED WORKSHOP

FESTIVAL STAFF ON
BREAK - CURIOUS

PROBABLY NO ART/CRAFT
EXPERIENCE / SKILLS

SLIGHTLY DRUNK?

NOT WILLING TO
HAVE TO PUT MUCH
THOUGHT INTO MAKING

FESTIVAL PEOPLE

NEEDS TO BE...

- ⊗ SAFE FOR KIDS
- ⊗ EASY
- ⊗ QUICK (FESTIVAL PEOPLE HAVE SHORT ATTENTION SPAN)
- ⊗ EASY / SMALL TO TAKE HOME
- ⊗ LOW MATERIAL COSTS
- ⊗ FUN / ENGAGING !

IDEALLY...

- ⊗ HAVE TEMPLATE BUT STILL GIVE PEOPLE CHANCE TO BE CREATIVE
- ⊗ GUIDE BUT DON'T DICTATE

⚡ ⊗ PROMOTE EXPERIMENTATION - CREATIVITY - FUN MESS ⚡

STAMPING / PRINTING

- ⊕ EASY TO HOLD / HOST WSHOP.
- ⊕ CAN USE PREMADE STAMPS BUT PLACE THEM FREELY
- ⊕ CAN MAKE OWN STAMPS
- ⊕ USE OLD INKS / PAINTS
- ⊕ MAKE STAMPS FROM SCRAP (ROPE / WOOD / ETC.)
- ⊕ EASY PREPARATIONS
- ⊕ KIDS + ADULTS
- ⊕ SAFE
- ⊕ EASY + SMALL
- ⊕ COLOURFUL
- ⊕ ENGAGING / FUN MESS
- ⊕ COOL CARDS TO GIFT

STAMPS

MIX OF PRE-MADE STAMPS + EXPERIMENTAL ONES

1 LINO STAMPS

- ↳ MAKE A SET :
- ⊗ FACIAL FEATURES
 - ⊗ BUILDING FEATURES
 - ↳ "BUILD A CITY"
 - ⊗ FLOWERS + PLANTS

⇒ MIX OF GUIDED & FREE CREATIVITY

2 EXPERIMENTAL STAMPS

- ↳ MAKE STAMPS FROM:
- ⊗ WOOD
 - ⊗ STRING / ROPE
 - ⊗ TEXTURES

⇒ PREPARE LINO CUTS AT HOME

⇒ PREPARE EXPERIMENTAL STAMPS TOGETHER (HELPERS)


⇒ ALLOW POSSIBILITY FOR VISITORS TO MAKE OWN



⊗ LINO → STRUCTURE

LINO STAMPS GIVE THE WORKSHOP A BIT OF STRUCTURE TO GUIDE VISITORS + GIVE THEM A DIRECTION / IDEA


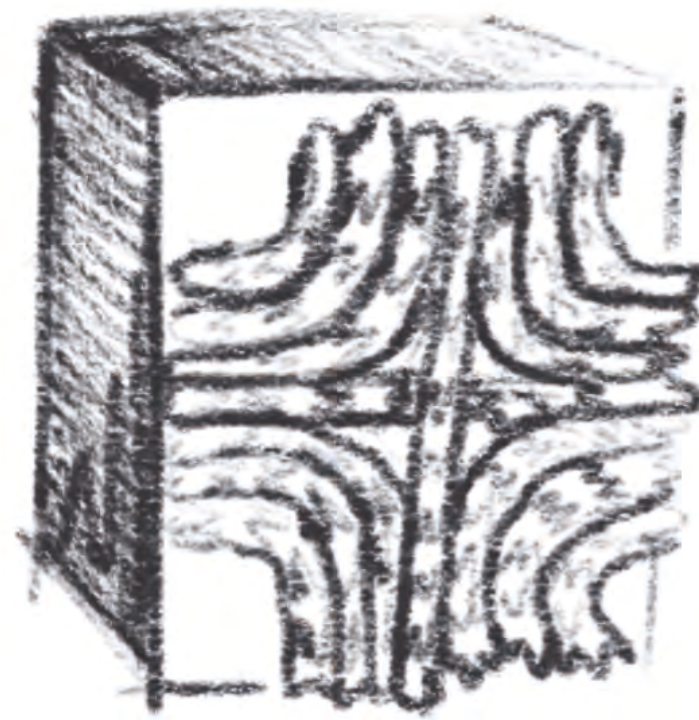

⊗ WOOD → FREEDOM

WOOD STAMPS LEAVE MORE ROOM FOR EXPERIMENTATION AND FOR PEOPLE TO COME UP WITH OWN IDEAS.





DIY STAMPS
STRING TEXTURES







USINA stamp workshop



03-04. June 2023

We had many visitors over the weekend. These were some of the results.













FINAL FMP
PUBLICATION

PIVOTAL MOMENTS

- FINDING DKOLLEKTIV THROUGH RESEARCH

① FIRST VISIT - MEETING MEMBERS + IMPRESSIONS OF VEWA

② SATURDAY WORKSHOP - BUILDING SHELF

③ FLYER DESIGN

④ ÄISHELLÖG WORKSHOP

⑤ USINA WORKSHOP (2 DAYS)

⑥ JAM SESSION

* EVENING BEERS ⇒ EXCHANGE / IDEA GENERATION + COMMUNITY TIME


* CONVIVIALITY AROUND GARDENS

* FRIENDSHIPS / BANTER

* ACT OF 2 PEOPLE WORKING TOGETHER
↳ HOW DO THEY INTERACT?



INSIDE ?



OUTSIDE




PEOPLE / STRANGERS



MOST IMPRESSIVE !



PHOTO



OR

CONVIVIALITY

TOO STATIC



AT TABLE



PROOF OF LIFE



"MESS" IN BACKGROUND
= COSY / INTIMATE



BENCHES ?



FLOOR





GARDEN !

Sketches: key moments

For my final publication, I chose 8 key moments to summarize this project. (3rd sketch was not included in final piece)








Cover illustration

I decided to pick one of the sketches done during the visit of the industrial site, as it is the most iconic view of VEWA and also references this historic photograph.

Photo: (top) industrie.lu



Colour research

These 4 colours are typical for ARBED factories, especially the yellow and blue. I tried to get as close to the old lead paints as possible.





Colour research: mixing

All colours were swatched multiple times.

1,5 mm



EN



Rout
→
1mm

x GRO A 1mm



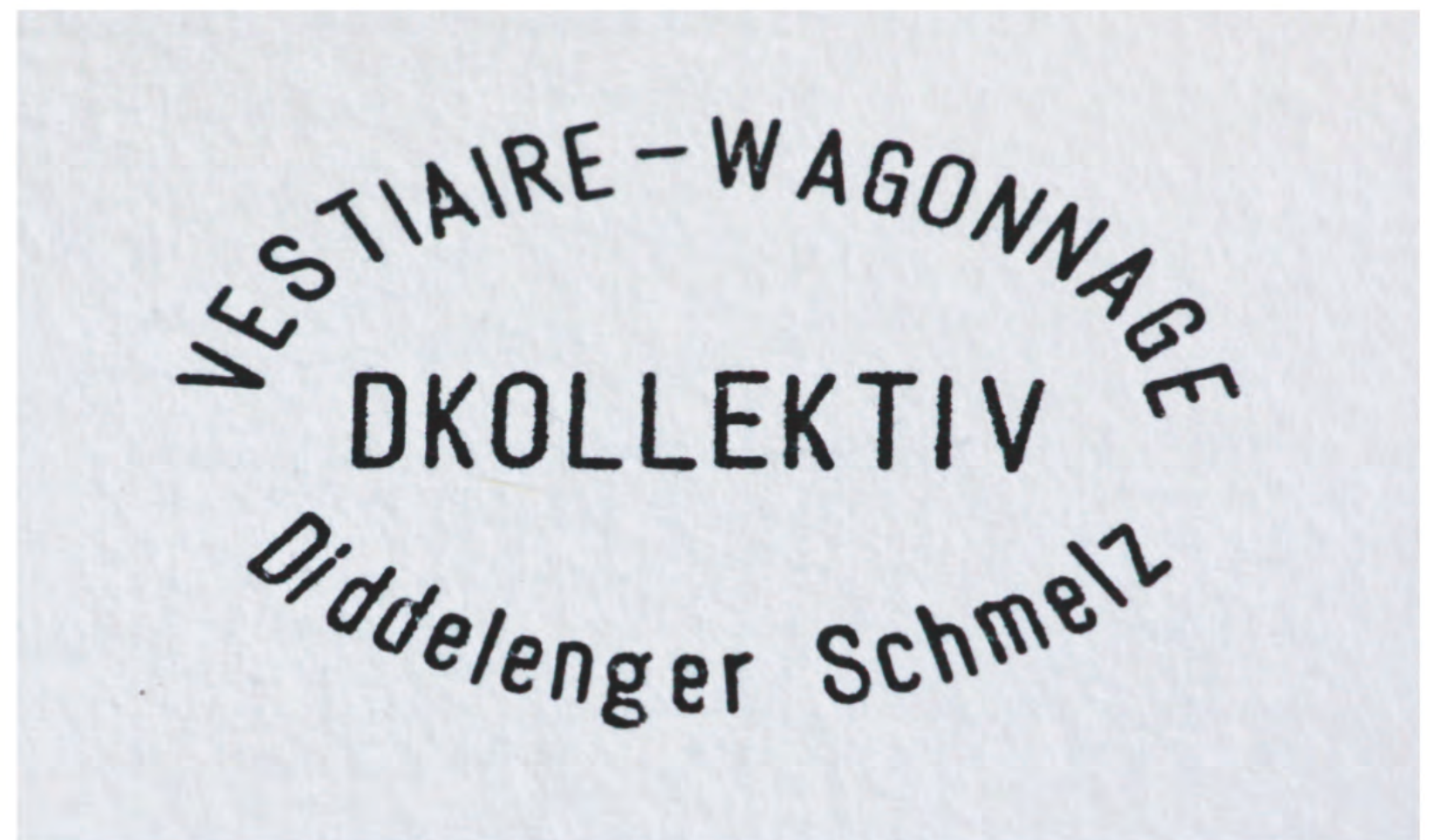
Lino cuts

31 line plates were carved for this project.









Type and typography

The text was printed using these stamps and an inkpad. The simple font resembles the old ARBED writing. The oval shape is a hint to both the CER-ABATI tiles and the old ARBED stamps that can be found on the archived documents.

MA ILLUSTRATION
FINAL MAJOR PROJECT
2023

ILLUSTRATIONS BY
EMILIE GUERIN




VESTIAIRE - WAGONNAGE
DKOLLEKTIV
Diddelenger Schmelz



Publication: mock-ups

Testing colour, paper weight and textures, thread and size of the publication. The white cover stands out more, and has a lot more character than the blue cover, especially in combination with the red thread.




Cards made from (mis)prints

By adding a simple stamp, I turned prints that weren't clean enough for the publication into greeting cards for the members of DKollektiv. Through doing so, I am being more resourceful, sustainable and simultaneously giving back to the community I have learnt so much from these past months.





VESTIAIRE - WAGONNAGE
DKOLLEKTIV
Diddelenger Schmelz



THE FINAL PUBLICATION

MA ILLUSTRATION
FINAL MAJOR PROJECT
2023

ILLUSTRATIONS BY
DANIELLE GOERGEN

VESTIAIRE-WAGONNAGE
DKOLLEKTIV
Diddelenger Schmelz





DOCUMENTATION OF AN
ONGOING COLLABORATION

FIRST VISIT AT VEWA
22 March 2023



PARTICIPATORY SATURDAY
25 March 2023



AISHELLEGG ILLUSTRATION
6 April 2023



BOOKBINDING WORKSHOP
13 May 2023



ENCOUNTERS & EXCHANGES
31 May 2023



USINA STAMP WORKSHOP
3-4 June 2023



EXPERIMENTAL JAM SESSION
14 June 2023




FRIENDSHIP & CONVIVIALITY
March-July 2023



MA ILLUSTRATION
FINAL MAJOR PROJECT
2023

ILLUSTRATIONS BY
DANIELLE GOERGEN



2023